



Kids at Hope

Online Treasure Chest Submission

This activity is from a project known as the Kids at Hope Tool Kit.

Name of Activity/Idea:

Audience (staff, children ages/grades, parents, etc.):

Date of Submission: 3/14/16

Name and organization of person(s) submitting idea: Jamie Beecham for Kids at Hope

Objective: The students will describe each of the four Aces based on reading Ace Cards and identify Aces in their own lives.

Time Required: one lesson

Resources/Materials:

- Kids at Hope Aces Poster
- Aces Tracking Sheet (1 per student)
- Chart Paper to record student responses
- What Are Aces? Note pages

Procedure:

Introduce the concept that in everyone's life, there are four Aces. Aces are the adults who you have meaningful relationships with in your life. With the class brainstorm a list of all of the people at school that they have meaningful relationships with.

Variation: Have each child create a brainstorm list of all of the people they have meaningful relationships with before creating a class list.

Refer to the Aces poster to explain the Ace of Hearts.. Explain to the children the Ace of Hearts is their Anchor Parent.

Responsible for your **physical** and **emotional** well being 24 hours a day, 7 days a week, 365 days a year in an **unconditional** loving way.

Students can complete the What Are Aces? notes page while you are describing the Ace of Hearts. *Variation: Kindergarten can draw a picture to represent each of the ideas.*

Using the Aces Tracking page, have children write the names of who is their Ace of Hearts.

Refer to the Aces poster for the Ace of Clubs.. Explain to be the Ace of Clubs is the other caring adults. To be the Ace of Clubs, the person must meet all three criteria:

These are the adults who can identify many **talents**, **skills** and **treasures** that exist in you. They are adults you can **ask** for help when you need it.

Students can complete the What Are Aces? notes page for Ace of Clubs.

Using the Aces Tracking page, students should write all of their Ace of Clubs in the box. Circle any Ace of Clubs that are at school. Be sure that the student knows the person can meet all three criteria.

Refer to the Aces Poster to explain the Ace of Spades. Explain that this is the person who has high expectations for you. To be able to be your Ace, they must meet all four criteria:

These adults believe in you **all** the time. They really know about your life both **here** and **away** from here. You can always ask these adults for help and guidance

Students can complete the What Are Aces? notes page for the Ace of Spades.

Students write who is their Ace of Spades. Circle any Ace of Spades that are at school.

Refer to the Aces poster for the Ace of Diamonds. Explain that this Ace is the person who gives you opportunities for success. To be an Ace of Diamonds, the person must meet all three criteria:

These adults help you **experience** success and **celebrate** your successes. Like the four sides of a diamond there are four ways they help you feel successful – belonging to something **positive**, feeling useful, feeling **competent**, feeling **empowered**.

Students complete the notes page for Ace of Diamonds.

Students write all of the Ace of Diamonds. Circle any Ace of Diamonds that are at school.

CLOSURE: Students share with a partner, why are Aces important?

Possible Assessment:

Students are able to identify an Ace and state the criteria as to why that person is that specific Ace shows that the student comprehended what they read on the Ace Cards.

Variations:

- Create a video for your school interviewing students about their Aces and how they know they are their Aces. Show the video to students before they begin the activity.
- Share their Aces tracking with one of their Aces at school.





Kids at Hope Connections: Aces

Name _____

Date _____

WHO ARE MY ACES?

Write the name of your Aces!

 <p>Ace of Hearts Anchor/Parent</p>	 <p>Ace of Clubs Other Caring Adults</p>	 <p>Ace of Spades High Expectations</p>	 <p>Ace of Diamonds Opportunities to Succeed</p>
--	---	--	---

Why are Aces important?

Name _____
Date _____

WhAT Are aces?



Ace of Hearts
Anchor/Parent



Ace of Clubs
Other Caring Adults



Ace of Spades
High Expectations



Ace of Diamonds
Opportunities to Succeed